

CMG | CAMPERS



CMG Campers

32 Nga Mahi Road, Sockburn, Christchurch 8042

Tel: 03 244 0440

Join the Swift community



Visit our website at [swiftgroup.co.uk](https://www.swiftgroup.co.uk)

This brochure does not constitute an offer by Swift Group Limited (Swift). Swift reserves the right to alter specifications and prices at any time as materials and conditions demand. Distributors and dealers sell Swift products on their own account and not as agents of Swift. Accordingly, they have no authority to bind Swift or to make any representation or undertaking whatsoever on behalf of Swift. Please note, within this brochure, concept imagery may be used and therefore final specifications may be subject to change. Please confirm with your supplying dealer. All props are for photographic purposes only and are not included in the specification. Models shown may be fitted with optional extras. Issued September 2023.

 **MANUFACTURED
IN BRITAIN**



CMG | CAMPERS




Your Home Anywhere

Challenger

ALL ROAD EXCLUSIVE



CELEBRATING OUR
60TH ANNIVERSARY

Welcome to Swift UK's No.1 brand for leisure vehicles

We are the UK's largest manufacturer of touring caravans, motorhomes and holiday homes. We've grown from simple foundations back in 1964, when our founder Ken Smith built his first touring caravan, to become the UK's number one leisure vehicle brand.

Our philosophy is to build leisure vehicles that are at the heart of your holiday, whether that be nestled in the countryside or by the sea, searching out active pursuits or simply enjoying a quieter pace of life. With a lifetime of memories waiting to be made, it's time to find your ultimate caravan!

Contents

SMART Construction	5	Features at a glance	10
Swift Command	6	Technical specification	11
Challenger All Road Exclusive	7		



Celebrating a decade of excellence with Smart Construction

As the trailblazer in the leisure vehicle industry, we have consistently raised the bar with our unwavering commitment to research and innovation. This season, we are thrilled to commemorate a significant milestone - a decade of SMART Construction!

Providing you with peace of mind, SMART is an ingenious blend of materials and construction techniques that guarantee enhanced structural integrity, improved insulation and all-important weather resistance - ensuring your investment will stand the tests of touring and help retain your caravan's residual value.



Strong

The strong timberless body frame uses 'PURE', a tough, hard polyurethane based product, that is totally impervious to water and has been proven through use.



Modern

SMART uses modern materials produced using cutting-edge technology and has been developed to ensure the exterior profiles maintain the modern desirable looks our caravans are renowned for.



Aerodynamic

We continue to lead the way in aerodynamics using Computational Fluid Dynamics to help shape the bodyshell for better fuel consumption and safer towing.



Resilient

Our GRP outer and inner skins. GRP is more impact resistant than aluminium and can be easily repaired, ensuring long lasting good looks, securing your investment for the future.



Tested

Extensive safety and durability testing at the Millbrook track, and cold chamber testing down to minus 15°C and beyond puts prototypes through conditions most products will never have to experience in a lifetime.



More control with Swift Command

Available with the Challenger All Road Exclusive range, Swift Command monitors and controls the onboard systems via a touch screen panel and a smartphone app, so you can always be in control.

With the convenience of your mobile device, you can access the onboard interface using Bluetooth when near your caravan or via your internet connection when remote.

Swift Command enables you to track system levels such as power, temperature, and humidity, and monitor the location of your vehicle. You can even control the heating, activating it for a warm return on colder days.

The app also lets you set up notifications to keep you informed of important functions, such as battery levels, frost alerts and alarm status.

Head to the Apple or Android store and search for 'Swift Command'.



Power



Lighting



Water



Fridge



Heating



Location and remote features



Challenger

ALL ROAD EXCLUSIVE

New for 2024, Challenger All Road Exclusive is an enhanced version of Swift's Challenger SE, featuring additional premium features to make this range extra special.

Inside, Challenger All Road Exclusive embraces sophistication with its sleek lines and impeccable finishes. In the lounge, the seat cushions are wrapped in the stain-resistant Willow soft furnishing scheme with superior automotive stitching, whilst the latest in technology is at your fingertips for easy control of the onboard systems.

Outside, the enhanced exterior graphics and diamond cut alloy wheels not only showcase its exclusivity but also ensure that heads turn as you arrive at your destination.

With four, four-berth layouts to choose from, there's a model tailored to every taste and preference.





Swift Group's factory in Cottingham, UK



What 'Approved Importer' means to you

- All leisure vehicles are supplied and purchased directly from the Swift Group in the UK
- Confidence that you are purchasing from a reputable business that complies with the Swift Group's importer requirements
- Approved importers have direct access into Swift's expertise
- Overall peace of mind that your leisure vehicle is being supported by a Swift business partner



Challenger All Road Exclusive

Features at a glance



Stylish exterior and high rise chassis



Diamond alloy wheels and pull-out step



Dometic door



Offside service light




External amenities



Two 100W solar panels



Panoramic sunroof




Wireless charging



LED lighting




Swift Command



Dometic 133L fridge freezer



Kitchen omnivent



Exclusive Duvalay mattress



Alde heating



Integrated Wi-Fi

Challenger All Road Exclusive

Technical specification



	560	580	645	650
Berths	4	4	4	4
Number of axles	1	1	2	2
Internal length (at bed box height)	5.93m / 19' 5"	5.93m / 19' 5"	6.27m / 20' 7"	6.27m / 20' 7"
Overall width#	2.28m / 7' 6"	2.28m / 7' 6"	2.28m / 7' 6"	2.28m / 7' 6"
Overall height (inc. TV Aerial)#	2.65m / 8' 8"	2.65m / 8' 8"	2.65m / 8' 8"	2.65m / 8' 8"
Maximum internal headroom	1.95m / 6' 5"	1.95m / 6' 5"	1.95m / 6' 5"	1.95m / 6' 5"
Overall length#	7.63m / 25' 0"	7.63m / 25' 0"	7.98m / 26' 2"	7.98m / 26' 2"
Awning A/A dimension	10.32m / 33' 10"	10.32m / 33' 10"	10.64m / 34' 11"	10.64m / 34' 11"
Max ball loading	120kg / 2.4cwt	120kg / 2.4cwt	120kg / 2.4cwt	120kg / 2.4cwt
Tyre size	205/70 R15C 106 R	205/70 R15C 106 R	185/65 R15C 92 XL	185/65 R15C 92 XL
Thermal insulation grade	THREE	THREE	THREE	THREE
Bed sizes				
Front double	200cm x 156cm / 6'7" x 5'1"	200cm x 156cm / 6'7" x 5'1"	200cm x 156cm / 6'7" x 5'1"	200cm x 156cm / 6'7" x 5'1"
Rear double	188cm x 143cm / 6'2" x 4'8"	188cm x 143cm / 6'2" x 4'8"	188cm x 143cm / 6'2" x 4'8"	188cm x 143cm / 6'2" x 4'8"

